



A Visit to Jenkins Arboretum & Gardens



A social narrative
for first-time visitors,
families with young
children, or visitors with
developmental disabilities.



Jenkins
Arboretum
& Gardens



I can read this story to help me get ready for my visit to Jenkins Arboretum & Gardens. In this story, I'll learn about some of the people, plants, and places I will see when I visit Jenkins.



Jenkins Arboretum & Gardens is a special place to enjoy nature. When I visit, I will see many trees and plants that are grown for visitors to enjoy. People love to visit Jenkins because it is quiet and beautiful.



When I arrive at Jenkins, I will walk a few steps from the parking lot to the entrance of the garden at the Education Center.



I do not need to purchase a ticket because the gardens are free. I can put money in the donation box if I want to, but I don't need to make a donation to visit.



I can enter the gardens through the Education Center or skip going indoors and walk straight to the gardens. Sometimes the Education Center is closed when the gardens are still open.



Near the Education Center, I may see a Visitor Services staff member. They can give me a garden map and help answer my questions.





Inside the Education Center, I will see gifts and books for sale.
Outside the Education Center, I will see flowers and trees for sale.





In the Education Center, I can borrow a Sensory Backpack or an Explorer Vest. They are free to borrow and are filled with activities and tools to help me enjoy and explore the garden. A Visitor Services staff member can help me borrow a Sensory Backpack or Explorer Vest.





There are restrooms located in the Education Center and they are always open. There are no restrooms in the garden so I will need to return to the Education Center if I need a restroom during my visit.




After I walk past the Education Center, I can begin my visit to the gardens.
The gardens are outside, so they may look different depending on the season or the weather on the day I visit.



I will follow the trails and roads through the gardens to see plants and nature. Some of the trails are paved, some have woodchips, and some are grassy. I can walk on any of the trails but will not walk in the garden beds.




Some of the paths through the gardens are very steep. I can take a break or I can skip paths that look too steep for me.





When I'm tired or need a break, I can sit on a chair or bench. There are many quiet places to sit throughout the gardens.



When I am on my walk, I may see people working in the garden. They can answer my questions about the gardens or about different plants.




When I am on my walk, I may see other groups of visitors walking around the gardens or participating in a program. I can join programs too but I need to sign up for them first.



When I am on my walk, I may see birds, animals, or insects. These are wild creatures who live in the gardens, so I will observe but not touch them.



Azalea Hill



Woodland Walk



Stream Walk



Pond



Tree Canopy Deck




Elisabeth's Walk

There are many different garden areas at Jenkins. I can visit as many areas as I want, and can revisit them if I want to see them again.



When I finish my visit, I can walk back up the hill and leave the same way I entered. I can stop in the Education Center on my way out, or skip going indoors and go straight to the parking lot.



Jenkins is open every day of the year so I can come back often to see how the gardens change in each season!

Questions about your visit? Contact us at programs@jenkinsarboretum.org